



June 2025 Market Summary

Single Family Residential Listings

Gloucester, Mathews, Middlesex, King & Queen & King William Counties

ACTIVE LISTINGS



+1.0%

June 2025	2920
June 2024	2891

CLOSED SALES



-7.4%

June 2025	100
June 2024	108

MEDIAN SALES PRICE



+0.8%

June 2025	\$372,403
June 2024	\$ 369,500

Average DAYS on Market




+6.7%

June 2025	16
June 2024	15



Data provided by CBRAR Property Services, Inc. (CBRAR MLS) is deemed to be reliable but not guaranteed 7/11/2025

June 2025 Market Data Snapshot



Active Residential Listings

- **June:** 2,920
 - **May:** 2,914
 - **YoY Change:** +1.0% (2,891 in June 2024)
 *Highest count in the last 4 years*
-



Median Sale Price

- **June:** \$372,403
 -  *Down 3.3% from May (\$385,000)*
 -  *Up from June 2024 (\$369,500)*
-

Median Days to Sell

- **June:** 16 days
 -  *Up from 14 in May*
 -  *Just 1 day more than June 2024*
-

Number of Sales

- **June:** 100 homes sold
-  *Up 31.6% from May (76)*
-  *Down from June 2024 (108)*